

ISSN 2518-1491 (Online),
ISSN 2224-5286 (Print)

ҚАЗАҚСТАН РЕСПУБЛИКАСЫ
ҰЛТТЫҚ ҒЫЛЫМ АКАДЕМИЯСЫНЫҢ

Д.В. Сокольский атындағы «Жанармай,
катализ және электрохимия институты» АҚ

Х А Б А Р Л А Р Ы

ИЗВЕСТИЯ

НАЦИОНАЛЬНОЙ АКАДЕМИИ НАУК
РЕСПУБЛИКИ КАЗАХСТАН
АО «Институт топлива, катализа и
электрохимии им. Д.В. Сокольского»

NEWS

OF THE ACADEMY OF SCIENCES
OF THE REPUBLIC OF KAZAKHSTAN
JSC «D.V. Sokolsky institute of fuel, catalysis
and electrochemistry»

SERIES
CHEMISTRY AND TECHNOLOGY

3 (441)

MAY – JUNE 2020

PUBLISHED SINCE JANUARY 1947

PUBLISHED 6 TIMES A YEAR

ALMATY, NAS RK

NAS RK is pleased to announce that News of NAS RK. Series of chemistry and technologies scientific journal has been accepted for indexing in the Emerging Sources Citation Index, a new edition of Web of Science. Content in this index is under consideration by Clarivate Analytics to be accepted in the Science Citation Index Expanded, the Social Sciences Citation Index, and the Arts & Humanities Citation Index. The quality and depth of content Web of Science offers to researchers, authors, publishers, and institutions sets it apart from other research databases. The inclusion of News of NAS RK. Series of chemistry and technologies in the Emerging Sources Citation Index demonstrates our dedication to providing the most relevant and influential content of chemical sciences to our community.

Қазақстан Республикасы Ұлттық ғылым академиясы "ҚР ҰҒА Хабарлары. Химия және технология сериясы" ғылыми журналының Web of Science-тің жаңаланған нұсқасы Emerging Sources Citation Index-те индекстелуге қабылданғанын хабарлайды. Бұл индекстелу барысында Clarivate Analytics компаниясы журналды одан әрі the Science Citation Index Expanded, the Social Sciences Citation Index және the Arts & Humanities Citation Index-ке қабылдау мәселесін қарастыруда. Web of Science зерттеушілер, авторлар, баспашылар мен мекемелерге контент тереңдігі мен сапасын ұсынады. ҚР ҰҒА Хабарлары. Химия және технология сериясы Emerging Sources Citation Index-ке енуі біздің қоғамдастық үшін ең өзекті және беделді химиялық ғылымдар бойынша контентке адалдығымызды білдіреді.

НАН РК сообщает, что научный журнал «Известия НАН РК. Серия химии и технологий» был принят для индексирования в Emerging Sources Citation Index, обновленной версии Web of Science. Содержание в этом индексировании находится в стадии рассмотрения компанией Clarivate Analytics для дальнейшего принятия журнала в the Science Citation Index Expanded, the Social Sciences Citation Index и the Arts & Humanities Citation Index. Web of Science предлагает качество и глубину контента для исследователей, авторов, издателей и учреждений. Включение Известия НАН РК в Emerging Sources Citation Index демонстрирует нашу приверженность к наиболее актуальному и влиятельному контенту по химическим наукам для нашего сообщества.

Б а с р е д а к т о р ы
х.ғ.д., проф., ҚР ҰҒА академигі
М.Ж. Жұрынов

Р е д а к ц и я а л қ а с ы:

Ағабеков В.Е. проф., академик (Белорус)
Волков С.В. проф., академик (Украина)
Воротынцев М.А. проф., академик (Ресей)
Газалиев А.М. проф., академик (Қазақстан)
Ергожин Е.Е. проф., академик (Қазақстан)
Жармағамбетова А.К. проф. (Қазақстан), бас ред. орынбасары
Жоробекова Ш.Ж. проф., академик (Қырғыстан)
Иткулова Ш.С. проф. (Қазақстан)
Манташян А.А. проф., академик (Армения)
Пралиев К.Д. проф., академик (Қазақстан)
Баешов А.Б. проф., академик (Қазақстан)
Бүркітбаев М.М. проф., академик (Қазақстан)
Джусипбеков У.Ж. проф., корр.-мүшесі (Қазақстан)
Молдахметов М.З. проф., академик (Қазақстан)
Мансуров З.А. проф. (Қазақстан)
Наурызбаев М.К. проф. (Қазақстан)
Рудик В. проф., академик (Молдова)
Рахимов К.Д. проф., академик (Қазақстан)
Стрельцов Е. проф. (Белорус)
Тәшімов Л.Т. проф., академик (Қазақстан)
Тодераш И. проф., академик (Молдова)
Халиков Д.Х. проф., академик (Тәжікстан)
Фарзалиев В. проф., академик (Әзірбайжан)

«ҚР ҰҒА Хабарлары. Химия және технология сериясы».

ISSN 2518-1491 (Online),

ISSN 2224-5286 (Print)

Меншіктенуші: «Қазақстан Республикасының Ұлттық ғылым академиясы» Республикалық қоғамдық бірлестігі (Алматы қ.).

Қазақстан республикасының Мәдениет пен ақпарат министрлігінің Ақпарат және мұрағат комитетінде 30.04.2010 ж. берілген №1089-Ж мерзімдік басылым тіркеуіне қойылу туралы куәлік.

Мерзімділігі: жылына 6 рет.

Тиражы: 300 дана.

Редакцияның мекенжайы: 050010, Алматы қ., Шевченко көш., 28; 219, 220 бөл.; тел.: 272-13-19; 272-13-18,
<http://chemistry-technology.kz/index.php/en/arhiv>

© Қазақстан Республикасының Ұлттық ғылым академиясы, 2020

Редакцияның мекенжайы: 050100, Алматы қ., Қонаев к-сі, 142, «Д. В. Сокольский атындағы отын, катализ және электрохимия институты» АҚ, каб. 310, тел. 291-62-80, факс 291-57-22, e-mail:orgcat@nursat.kz

Типографияның мекенжайы: «NurNaz GRACE», Алматы қ., Рысқұлов көш., 103.

Главный редактор
д.х.н., проф., академик НАН РК
М.Ж. Журинов

Редакционная коллегия:

Агабеков В.Е. проф., академик (Беларусь)
Волков С.В. проф., академик (Украина)
Воротынцев М.А. проф., академик (Россия)
Газалиев А.М. проф., академик (Казахстан)
Ергожин Е.Е. проф., академик (Казахстан)
Жармагамбетова А.К. проф. (Казахстан), зам. гл. ред.
Жоробекова Ш.Ж. проф., академик (Кыргызстан)
Иткулова Ш.С. проф. (Казахстан)
Манташян А.А. проф., академик (Армения)
Пралиев К.Д. проф., академик (Казахстан)
Баешов А.Б. проф., академик (Казахстан)
Буркитбаев М.М. проф., академик (Казахстан)
Джусипбеков У.Ж. проф., чл.-корр. (Казахстан)
Мулдахметов М.З. проф., академик (Казахстан)
Мансуров З.А. проф. (Казахстан)
Наурызбаев М.К. проф. (Казахстан)
Рудик В. проф., академик (Молдова)
Рахимов К.Д. проф., академик (Казахстан)
Стрельцов Е. проф. (Беларусь)
Ташимов Л.Т. проф., академик (Казахстан)
Тодераш И. проф., академик (Молдова)
Халиков Д.Х. проф., академик (Таджикистан)
Фарзалиев В. проф., академик (Азербайджан)

«Известия НАН РК. Серия химии и технологии».

ISSN 2518-1491 (Online),

ISSN 2224-5286 (Print)

Собственник: Республиканское общественное объединение «Национальная академия наук Республики Казахстан» (г. Алматы).

Свидетельство о постановке на учет периодического печатного издания в Комитете информации и архивов Министерства культуры и информации Республики Казахстан №10893-Ж, выданное 30.04.2010 г.

Периодичность: 6 раз в год.

Тираж: 300 экземпляров.

Адрес редакции: 050010, г. Алматы, ул. Шевченко, 28; ком. 219, 220; тел. 272-13-19; 272-13-18,

<http://chemistry-technology.kz/index.php/en/arhiv>

© Национальная академия наук Республики Казахстан, 2020

Адрес редакции: 050100, г. Алматы, ул. Кунаева, 142, АО «Институт топлива, катализа и электрохимии им. Д.В. Сокольского», каб. 310, тел. 291-62-80, факс 291-57-22, e-mail: orgcat@nursat.kz

Адрес типографии: «NurNaz GRACE», г. Алматы, ул. Рыскулова, 103.

Editor in chief

doctor of chemistry, professor, academician of NAS RK

M.Zh. Zhurinov

Editorial board:

Agabekov V.Ye. prof., academician (Belarus)
Volkov S.V. prof., academician (Ukraine)
Vorotyntsev M.A. prof., academician (Russia)
Gazaliyev A.M. prof., academician (Kazakhstan)
Yergozhin Ye.Ye. prof., academician (Kazakhstan)
Zharmagambetova A.K. prof. (Kazakhstan), deputy editor in chief
Zhorobekova Sh.Zh. prof., academician (Kyrgyzstan)
Itkulova Sh.S. prof. (Kazakhstan)
Mantashyan A.A. prof., academician (Armenia)
Praliyev K.D. prof., academician (Kazakhstan)
Bayeshov A.B. prof., academician (Kazakhstan)
Burkitbayev M.M. prof., academician (Kazakhstan)
Dzhusipbekov U.Zh. prof., corr. member (Kazakhstan)
Muldakhmetov M.Z. prof., academician (Kazakhstan)
Mansurov Z.A. prof. (Kazakhstan)
Nauryzbayev M.K. prof. (Kazakhstan)
Rudik V. prof., academician (Moldova)
Rakhimov K.D. prof., academician (Kazakhstan)
Streltsov Ye. prof. (Belarus)
Tashimov L.T. prof., academician (Kazakhstan)
Toderash I. prof., academician (Moldova)
Khalikov D.Kh. prof., academician (Tadjikistan)
Farzaliyev V. prof., academician (Azerbaijan)

News of the National Academy of Sciences of the Republic of Kazakhstan. Series of chemistry and technology.

ISSN 2518-1491 (Online),

ISSN 2224-5286 (Print)

Owner: RPA "National Academy of Sciences of the Republic of Kazakhstan" (Almaty).

The certificate of registration of a periodic printed publication in the Committee of Information and Archives of the Ministry of Culture and Information of the Republic of Kazakhstan N 10893-Ж, issued 30.04.2010.

Periodicity: 6 times a year.

Circulation: 300 copies.

Editorial address: 28, Shevchenko str., of. 219, 220, Almaty, 050010, tel. 272-13-19; 272-13-18,

<http://chemistry-technology.kz/index.php/en/arhiv>

© National Academy of Sciences of the Republic of Kazakhstan, 2020

Editorial address: JSC «D.V. Sokolsky institute of fuel, catalysis and electrochemistry», 142, Kunayev str., of. 310, Almaty, 050100, tel. 291-62-80, fax 291-57-22, e-mail: orgcat@nursat.kz

Address of printing house: «NurNaz GRACE», 103, Ryskulov str, Almaty.

NEWS

OF THE NATIONAL ACADEMY OF SCIENCES OF THE REPUBLIC OF KAZAKHSTAN
SERIES CHEMISTRY AND TECHNOLOGY

ISSN 2224-5286

<https://doi.org/10.32014/2020.2518-1491.38>

Volume 3, Number 441 (2020), 15 – 21

UDC:661.49:553.11 (574)

**M.S. Kalmakhanova¹, J.L. Diaz de Tuesta², B.K. Massalimova¹,
A.N. Nurlibaeva¹, A.S. Darmenbaeva¹, D.A. Kulbaeva¹**

¹M.KH. Dulati Taraz State University, Taraz. Department of Chemistry
and Chemical Engineering, Taraz, Kazakhstan;

²Centro de Investigação de Montanha (CIMO), Instituto Politécnico de Bragança, Portugal.

E-mail: marjanseitovna@mail.ru, jl.diazdetuesta@ipb.pt,
massalimova15@mail.ru, rustem_ergali@mail.ru, maral88@mail.ru, Dikush63@mail.ru

CATALYTIC WET PEROXIDE OXIDATION PROCESS WITH NEW Fe/Cu/Zr-PILLARED CLAYS DEVELOPED FROM NATURAL CLAY DEPOSITS OF KAZAKHSTAN

Abstract. This work deals with the development of materials based on natural clays and on pillared clays. The modification of natural clays with zirconium, zinc and iron ions allows to increase their performance as adsorbents or catalysts in the treatment of environmentally hazardous compounds found in wastewater. Clay-based materials were obtained from natural clays and assessed in the treatment of wastewater using model pollutants in aqueous solutions. The natural clays were collected from 3 different deposits of Kazakhstan and tested in the catalytic wet peroxide oxidation (CWPO) of 4-nitrophenol (4-NP) at mild conditions (50 °C, initial pH of 3.0, $C_{4-NP} = 5$ g/L and $C_{clay} = 2.5$ g/L). Fe/Cu/Zr-pillared clays were developed from natural clays and also assessed in the CWPO of 4-NP. Complete removal of 4-NP was achieved after 2 h of reaction time with all pillared clays, and TOC removals up to 78 % after 8 h were reached at those conditions.

Keywords: natural clays; pillared clays; catalytic wet peroxide oxidation; 4-nitrophenol; wastewater.

1. Introduction.

The treatment of wastewater containing hazardous organic compounds is one of the pressing problems facing society nowadays. Catalytic wet peroxide oxidation (CWPO) is one attractive solution to treat these waste streams, which are typically not economically viable to be incinerated or too concentrated for biological treatment (or containing non-biodegradable pollutants) [1-3]. Compared with other oxidants, hydrogen peroxide is most preferred due to its high oxidation potential and its decomposition yielding non-toxic final products (oxygen and water). CWPO allows almost complete removals of organic pollutants from wastewater, including 4-nitrophenol (4-NP), used as model compound in this work [4]. Kazakhstan is one of the richest countries by volumes of natural resources and by the diversity of types and stocks of mineral raw materials, taking a leading place in the world. Clay deposits find wide applications in building ceramics, drilling muds, paper covering and filling, and pharmaceuticals [5]. However, natural and modified clays also have a large surface area and high ion-exchange capacity, allowing them to be used for the removal of heavy metals by adsorption and for the oxidation of organic compounds from water [6-7]. In Kazakhstan, known deposits have not been studied to be used as useful materials for wastewater treatment.

The model compound used in this work, 4-NP is a toxic and bio-refractory compound that can damage the central nervous system, liver, kidney and blood of humans. It has been shown that 4-NP can develop a blood disorder that reduces the ability of blood to carry oxygen to tissues and organs [8]. Since 4-NP is extensively used in the chemical industry for the manufacture of insecticides, herbicides, synthetic dyes and pharmaceuticals [9], it is often observed in effluents of industrial wastewater treatment plants. Some reports dealing with the CWPO of 4-NP using reduced graphene [10], magnetic carbon xerogels

[11], carbon nanotubes [12] and carbon blacks [13] reveal that the main reaction intermediates resulting from the oxidation of 4-NP are 4-nitrocatechol, benzoquinone, hydroquinone, malonic acid, maleic acid and catechol.

In this work, catalytic materials based on pillared clays (PILCs) have been prepared from natural clays of Kazakhstan, collected from the deposits of Zhambyl region of Karatau, Akzhar and from the North part of Kazakhstan, in the deposits of Kokshetau, and tested in the catalytic oxidation of 4-nitrophenol, used as model pollutant present in wastewater.

2. Experimental

2.1 Materials and Synthesis Procedures

Two natural clays with different characteristics, collected from locations in the South of Kazakhstan, regions of Akzhar and Karatau deposits, were used, as well as other natural clay from the North part of Kazakhstan, in the deposits of Kokshetau. The clays were washed with water several times at 50 °C. The washing with HCl (37 wt.%) was also assessed at 50 °C in order to eliminate residual content inside the clays.

The Fe/Cu/Zr-PILCs were prepared from the acid washed natural clays, according to the procedure described in the following. FeSO₄ (99.5%), CuSO₄·5H₂O (99.9%) and Zr(SO₄)₂ were used as precursors of iron, copper and zirconium polycation PILCs. To prepare this material 3.333 mmol of Fe²⁺, Cu²⁺ and Zr⁴⁺ polycations from FeSO₄ (0.5 g), CuSO₄·5H₂O (0.8 g) and Zr(SO₄)₂ (0.94 g) were measured and dissolved in 20 mL of water. To prepare the pillaring solution, NaOH (0.2 M) was added, a solution being obtained containing the polycation precursors at pH = 2.8 at room temperature.

The resultant solution was aged for 24 h at room temperature and after this period, the intercalating solution was slowly added to a 2% (1 g in 50 mL) solution of clay, followed by stirring for 24 h at room temperature. The suspended solids were then separated by filtration and washed with distilled water at 50 °C to remove dissolved impurities. The final materials were dried at 80 °C in air atmosphere for 24 h and heat treated during 2 h at 823 K considering a heating rate of 275 K min⁻¹ under an inert atmosphere (nitrogen).

To determine the physico-chemical characteristics of the natural clays, X-ray spectral analysis was used. An electron probe microprobe of the brand Superprobe 733 (Super Probe 733) from JEOL (Jael), Japan, was used to determine the angular position and the intensity of reflexes. The elemental composition of the samples and images in various types of radiation were performed using an Inca Energy dispersive spectrometer from Oxford Instruments, England. UV-Vis absorption spectra of the materials were obtained using a T70 Spectrophotometer (PG Instruments, Ltd.) in the wavelength range of 200 to 660 nm, with a scan interval of 1 nm. SEM was performed on a FEIQuanta 400FEG ESEM/EDAX Genesis X4M equipment coupled with an Energy Dispersive Spectrometer (EDS). Transmission electron microscopy (TEM) was performed in a LEO 906E equipment operating at 120 kV, coupled with a 4Mpixel 28 × 28 mm CCD camera from TRS.

3. Results and discussion

The elemental composition of the natural clays is given in table 1. As observed, the natural clays used in this work are rich in iron (3.60-10.66%), an important feature, since iron can play a catalytic active role in the decomposition of hydrogen peroxide to produce hydroxyl radicals and, in consequence, can enhance the catalytic activity of the developed materials in the oxidation of the pollutants by CWPO.

Table 1 - Elemental analysis of the natural clays used in the synthesis of Fe/Cu/Zr-PILCs

Natural clay	mass %									
	O	Na	Mg	Al	Si	K	Ca	Ti	Mn	Fe
Akzhar	54.53	0.80	2.22	6.02	21.99	2.19	8.34	0.31	n.i.*	3.60
Karatau	52.86	0.81	2.26	6.55	21.14	2.26	7.66	1.60	0.22	4.65
Kokshetau	54.71	n.i.*	0.15	13.4	19.17	0.28	0.21	1.43	n.i.*	10.66
*n.i. = non identified										

The results in table 2 show the elemental analysis of the trimetallic Fe/Cu/Zr-PILCs. It can be observed that, generally, the content of Fe increases in the modified clays in comparison with the content in the natural clays, suggesting an exchange and fixation of this intercalating metal in the interlayer space. In the Fe/Cu/Zr-Akzhar PILC 3.60% of Fe, against 1.3% in the corresponding metal natural clay. It can also be observed that the solids modified with Fe/Cu/Zr have lower Si/Al ratios than those in the natural clays, meaning that the oxides got preferentially stabilized at the interlayer space of the clays, following the targeted cationic exchange mechanism.

Table 2 - Elemental chemical composition of the Fe/Cu/Zr-PILCs

Pillared clay	mass %											
	O	Na	Mg	Al	Si	S	K	Ca	Ti	Zr	Fe	Cu
Fe/Cu/Zr-Akzhar	46	1	1.4	6.4	25	0.7	3	0.6	0.3	n.i.	1.3	3.3
Fe/Cu/Zr-Karatau	46.1	1.1	1.8	7.2	25.6	0.5	2.1	0.7	0.4	n.i.	6.2	5.2
Fe/Cu/Zr-Kokshetau	49.8	n.i.	0.3	13.1	22.9	0.2	0.3	n.i.	1.3	0.3	11.7	0.1

*n.i. = non identified

The surface morphologies of the natural clays and of the synthesized PILCs were observed by transmission electron microscopy (TEM). The micrographs obtained with the natural clays are shown in figure 1. The TEM images of the pillared clays obtained in dark field mode (not shown) put in evidence the defects of the structure, as well as fine particles present in the material, as dark-colored spots.




Figure 1 - TEM micrographs obtained for the natural clays

Since the objective of this work was to obtain a method to produce catalysts based on natural clays modified with Fe/Cu/Zr for application in the treatment of wastewaters containing organic pollutants by catalytic wet peroxide oxidation, the trimetallic pillared clays were assessed in the CWPO of 4-NP, following simultaneously the removal of TOC. From the results obtained in figures 2 and 3, it has been placed in evidence that the trimetallic Fe/Cu/Zr pillared clays have high catalytic activity for the oxidation of organic pollutants.

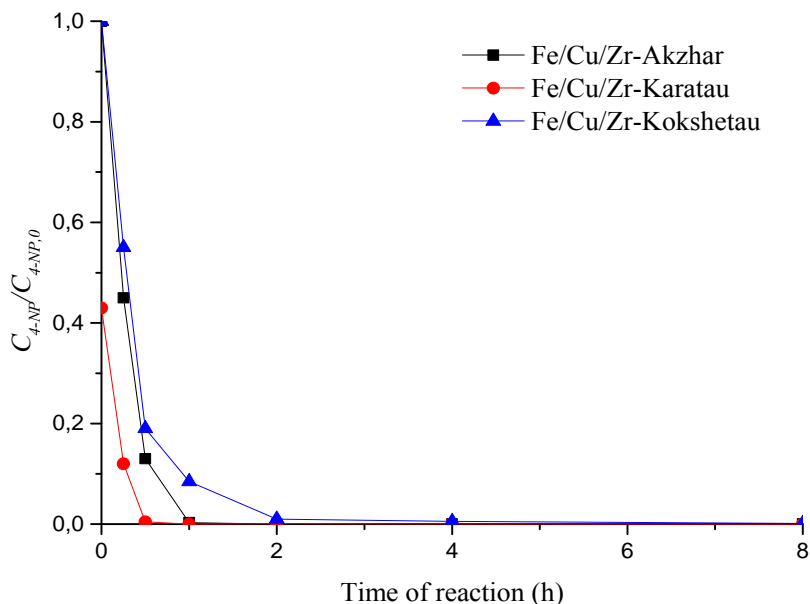


Figure 2 - Catalytic wet peroxide oxidation of 4-NP using the trimetallic PILCs. Operating conditions: $C_{4-NP,0} = 5 \text{ g/L}$, $C_{H_2O_2,0} = 17.8 \text{ g/L}$, catalyst load = 2.5 g/L , initial pH 3.0 and $T = 50 \text{ }^\circ\text{C}$

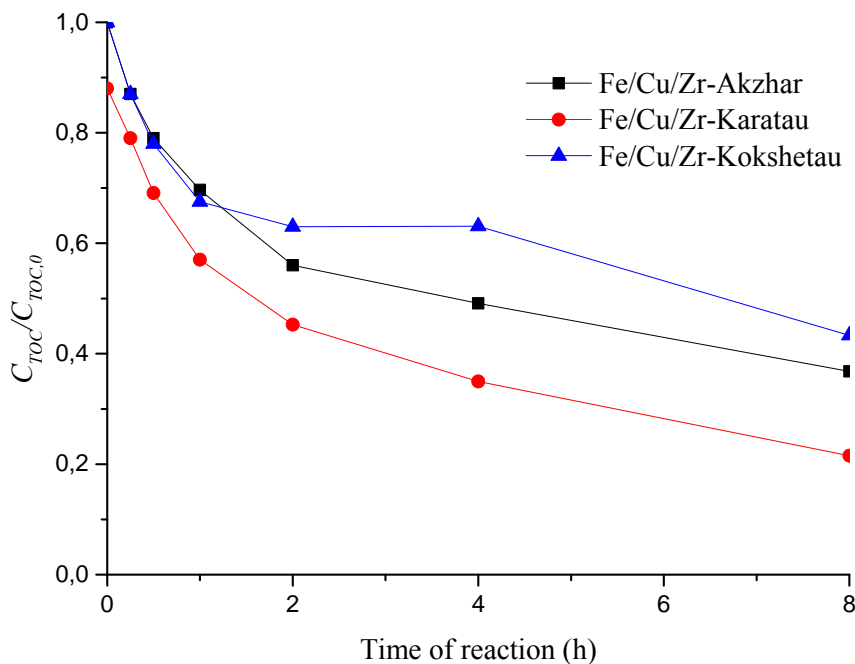


Figure 3 - Removal of TOC during the catalytic wet peroxide oxidation of 4-NP using the trimetallic PILCs

Operating conditions: $C_{4\text{-NP},0} = 5 \text{ g/L}$, $C_{\text{H}_2\text{O}_2,0} = 17.8 \text{ g/L}$, catalysts load = 2.5 g/L, initial pH 3.0 and $T = 50 \text{ }^\circ\text{C}$.

Comparing the results obtained in the experiments performed with the 3 different Fe/Cu/Zr-PILCs, it is observed that the catalysts Fe/Cu/Zr-Karatau performs better than Fe/Cu/Zr-Akzhar and Fe/Cu/Zr-Kokshetau materials. Regarding the removal of 4-NP, Fe/Cu/Zr-Karatau was able to remove completely 4-NP in just 30 min of reaction, while with Fe/Cu/Zr-Akzhar and with Fe/Cu/Zr-Kokshetau, 1 h and 2 h were needed, respectively, to achieve the same complete conversion.

The oxidation of 4-NP with Fe/Cu/Zr-Karatau increased rather rapidly with the increase of contact time. When the TOC removal results (figure 3) are compared with the 4-NP conversions (figure 2), it is concluded that the conversion of 4-NP results in various intermediate products, since the initial 4-NP molecules is not completely mineralized until the final oxidation products $\text{CO}_2 + \text{H}_2\text{O}$. The maximum TOC removal reaches 78% after 24 h in the case of Fe/Cu/Zr-Karatau, 74% with Fe/Cu/Zr-Akzhar, while with Fe/Cu/Zr-Kokshetau, 72% of TOC removal was obtained.

4. Conclusions

A method to produce catalysts based on pillared clays with Fe/Cu/Zr polyoxocations with high catalytic activity for the CWPO of 4-NP was developed with success. A distinctive feature of the method is the preliminary acid washing of the original natural clays to remove unbounded impurities. High conversion of TOC (78%) and complete conversion of 4-NP (100%) was obtained with the pillared clay Fe/Cu/Zr-Karatau. Trimetallic pillared clays revealed higher catalytic activity in the catalytic wet peroxide oxidation of 4-NP than that in natural clays.

Acknowledgement

This work was financially supported by M. Kh. Dulati Taraz State University and by Mountain Research Center, CIMO (UID/00690/2020), located in Polytechnique Institute of Bragança, Portugal, through FEDER under the framework of Program PT2020.

М.С. Калмаханова¹, Ж.Л. Диас Туеста², Б.К. Масалимова¹,
А.Н. Нурлыбаева¹, А.С. Дарменбаева¹, Д. А. Кулбаева¹

¹М.Х. Дулати атындағы Тараз мемлекеттік университеті, Тараз, Қазақстан;

²Монтана зерттеу орталығы (CIMO), Браганса политехникалық институты, Португалия

ҚАЗАҚСТАННЫҢ ЕЛДІ МЕКЕНДЕРІНІҢ ТАБИҒИ САЗБАЛШЫҚТАРЫНАН АЛЫНҒАН ЖАҢА Fe/Cu/Zr БАҒАНАЛЫ САЗБАЛШЫҚТАРДЫҢ НЕГІЗІНДЕ ЫЛҒАЛДЫ КАТАЛИТИКАЛЫҚ СУТЕГІ АСҚЫН ТОТЫҒЫМЕН ТОТЫҚТЫРУ

Аннотация. Мақала табиғи және бағаналы сазбалшықтардың негізінде алынған материалдарды өңдеуге арналған. Ағынды сулардың құрамында кездесетін қауіпті экологиялық қосылыстарды өңдеу кезінде қолданылатын катализаторлар мен адсорбенттердің сапасын арттыру мақсатында, табиғи сазбалшықтарды цирконий, мырыш, темір иондарымен модификациялау арқылы олардың құрылымдық қасиеттерін жақсартуға мүмкіндік береді. Табиғи сазбалшықтар негізінде алынған материалдар әр түрлі процестерде, соның ішінде сулы ортада модельдік ластағышты қолдана отырып, ағынды суларды тазартуға қолданылады. Табиғи сазбалшықтар 4-нитрофенолды қолайлы жағдайда каталитикалық сутегі асқын тотығымен тотықтыру арқылы тексерілген. Кейбір саздардың маңызды қасиеттерінің бірі олардың жоғары адсорбциялық қабілеттері болып табылады, олар майды тазартуда, маталарды ағартуда, сонымен қатар қоршаған ортаның техногендік ластануына қарсы табиғи экологиялық қорғаныш ретінде қолданылады. Балшықтардың жоғары адсорбциялық қасиеттері олардың кристалды құрылымының ерекшелігіне байланысты болып келеді. Монтмориллонит сияқты саз балшықтар кеңейтілетін кристалды құрылымға ие. Осындай минералдардың гидратациясы кезінде су молекулалары мен алмасу катиондары саз балшықтардың арасындағы кеңістікке еніп, адсорбция потенциалының едәуір артуына себеп болады.

Fe/Cu/Zr үшметалды бағаналы сазбалшықтар Қазақстанның елді мекендерінің табиғи сазбалшықтарынан өңделді және катализатор ретінде каталитикалық ылғалды сутегі асқын тотығымен тотықтыруға қолданып, 398 К температурада 4-нитрофенолдың, H_2O_2 және жалпы органикалық көміртектің мөлшері анықталды.

1 сағат уақыт ішінде 50 ° С температурада және 5 г / л концентрацияда Fe/Cu/Zr-Каратау бағаналы сазбалшығын қолдану арқылы 4-нитрофенолдың конверсиясы 100% және жалпы органикалық көміртекті жою 78% көрсетті.

Түйін сөздер: табиғи сазбалшық, бағаналы сазбалшық, каталитикалық тотығу, 4-нитрофенол, ағынды су, катализатор.

**М.С. Калмаханова¹, Ж.Л. Диас Тuesta², Б.К. Масалимова¹,
А.Н. Нурлыбаева¹, А.С. Дарменбаева¹, Д. А. Кулбаева¹**

¹Таразский государственный университет им М.Х. Дулати, Тараз, Казахстан;

² Центр исследований Монтана (СИМО), Политехнический институт Браганса, Португалия

КАТАЛИТИЧЕСКОЕ МОКРОЕ ПЕРОКСИДНОЕ ОКИСЛЕНИЕ С НОВЫМИ Fe/Cu/Zr СТОЛБЧАТЫМИ ГЛИНАМИ, РАЗРАБОТАННЫМИ ИЗ ПРИРОДНЫХ ГЛИН МЕСТОРОЖДЕНИЙ КАЗАХСТАНА

Аннотация. Статья посвящена разработке материалов на основе природных и столбчатых глин. Модификация природных глин ионами металлов циркония, цинка, железа позволяет развивать более подходящие текстурные свойства, повышая их эффективность в качестве адсорбента или катализатора при обработке экологически опасных соединений, содержащихся в сточных водах. Материалы на основе глины разрабатываются из природных глин и проверяются в различных процессах, направленных на очистку сточных вод с использованием модельных загрязнителей в водных растворах. Природные глины были испытаны в каталитическом окислении 4-нитрофенола с пероксидом водорода в мягких условиях. Одним из уникальных свойств некоторых глин является их высокая адсорбционная способность, что успешно используется для очистки масел, отбеливания тканей, а также как естественный экологический барьер для борьбы с техногенным загрязнением окружающей среды. Высокая адсорбционная способность глин обусловлена особенностью их кристаллического строения. Такие глинистые минералы, как монтмориллонит имеют раздвижную кристаллическую структуру. При гидратации таких минералов молекулы воды и обменные катионы могут проникать в межслоевое пространство и существенно увеличивать межслоевое расстояние, обуславливая этим существенное увеличение адсорбционного потенциала. Триметаллические глины Fe/Cu/Zr были получены из природных глин казахстанских месторождений и использовались как катализаторы каталитического мокрого пероксидного окисления с последующим измерением 4-НФ, H₂O₂ и общего органического углерода при 398 К. Конверсия 4-НФ составила 100% и удаление общего органического углерода 78% при концентрации 5 г / л и температуре 50 ° С с Fe / Cu / Zr-Каратау при длительности процесса 1 час.

Ключевые слова: природные глины, столбчатые глины, каталитическое окисление, 4-нитрофенол, сточные воды, катализатор.

Information about authors:

Kalmakhanova M.S., PhD, M.Kh. Dulati Taraz State University, Kazakhstan. marjanseitovna@mail.ru;

Massalimova B.K., candidate of chemical science, head of "Chemistry and chemical technology" department of M. Kh. Dulati Taraz State University massalimova15@mail.ru, <https://orcid.org/0000-0003-0135-9712>;

Diaz de Tuesta J.L., Ph.D, post-doctoral researcher at Instituto Politécnico de Bragança (IPB), Bragança, Portugal. jl.diazdetuesta@ipb.pt, <https://orcid.org/0000-0003-2408-087X>;

Nurlibaeva A.N., Phd Doctor of the department "Chemistry and chemical technology" of Taraz State University. rustem_ergali@mail.ru, <https://orcid.org/0000-0001-9904-9979>;

Darmenbaeva A.S., Phd Doctor of the department "Chemistry and chemical technology" of Taraz State University. maral88@mail.ru, <https://orcid.org/0000-0003-2974-0398>;

Kulbaeva D.A., master of chemistry, department of "Chemistry and chemical technology", M. Kh. Dulati Taraz State University. Dikush63@mail.ru, <https://orcid.org/0000-0001-7850-5453>

REFERENCES

[1] Diaz de Tuesta J.L., Quintanilla A. et al. (2017). P-, B- and N-doped carbon black for the catalytic wet peroxide oxidation of phenol: Activity, stability and kinetic studies. Vol. 102. Cat. Com. pp. 131-135 (In Eng) <https://doi.org/10.3390/catal9060518>

[2] Kalmakhanova M.S., Diaz de Tuesta J.L. et al (2020). Pillared clays from natural resources as catalysts for catalytic wet peroxide oxidation: Characterization and kinetic insights. *Environ. Eng. Res.* Vol. 25(2): 186-196 (In Eng) DOI: <https://doi.org/10.4491/eer.2018.402>

[3] Jose L. Diaz de Tuesta, Bruno F. Machado et al. (2020), Janus amphiphilic carbon nanotubes as Pickering interfacial catalysts for the treatment of oily wastewater by selective oxidation with hydrogen peroxide. *Catalysis Today* (in press) (In Eng) <https://doi.org/10.1016/j.cattod.2019.07.012>

[4] Adriano Santos Silva, M.S. Kalmakhanova. et.al. (2019). Wet Peroxide Oxidation of Paracetamol Using Acid Activated and Fe/Co-Pillared Clay Catalysts Prepared from Natural Clays. *Catalysts*. Vol. 9 (705). pp. 2-15 (In Eng) DOI: 10.3390/catal9090705

[5] Murray E.H. (1999). US Department of Health and Human Services. Toxicological Profile for Chlorophenols. Sciences International, Inc., Research Triangle Park, NC. pp. 11 (In Eng).

[6] Ullrich S.M., Mikhail A. (2017). Mercury contamination in the vicinity of a derelict chlor-alkali plant. Part I: Sediment and water contamination of Lake. Balkyldak and the River Irtysh. Vol. 1 (381). *Scien. Tot. Env.* pp. 5-6 (In Ru). DOI: 10.1016/j.scitotenv.2007.02.033

[7] Akurpekova A.K. et.al. (2016). The platinum catalyst supported on zirconium pillared montmorillonite in the isomerization of easy petrol fraction. Vol. 6 (420). *News Nat Acad. Scienc. Repub Kazakhstan. Series chemistry and technology.* pp. 24-25 (In Eng).

[8] Ribeiro R.S., Adrián M.T. et.al. (2015). Development of glycerol-based metal-free carbon materials for environmental catalytic applications Vol. 9 (240). *Cat. Today*. pp. 61-66 (In Eng) <https://doi.org/10.1016/j.cattod.2014.03.048>

[9] Ribeiro R.S., Adrián M.T. et.al. (2015). Graphene-based materials for the catalytic wet peroxide oxidation of highly concentrated 4-nitrophenol solutions. Vol. 5 (249). *Cat. Today*. pp. 204-212 (In Eng). <https://doi.org/10.3390/catal9120990>

[10] Martinez M.M., Ribeiro R.S. (2016). Role of Nitrogen Doping on the Performance of Carbon Nanotube Catalysts. A Catalytic Wet Peroxide Oxidation Application. Vol. 8. *Chem Cat Chem*. pp.1-12 (In Eng).

[11] Diaz de Tuesta J.L., Quintanilla A., et al. (2019). The pH effect on the kinetics of 4-nitrophenol removal by CWPO with doped carbon black catalysts. *Catalysis Today* (in press) (In Eng).

[12] Alif A., Boule P. (1991). Photochemistry and environment part XIV. Phototransformation of nitrophenols induced by excitation of nitrite and nitrate ions. Vol. 59. *J Phot. Phot. A, Chem*. pp. 357-367 (In Eng).

[13] Agency for Toxic Substances and Diseases Registry, 1992. pp.59-60 (In Eng).

Publication Ethics and Publication Malpractice in the journals of the National Academy of Sciences of the Republic of Kazakhstan

For information on Ethics in publishing and Ethical guidelines for journal publication see <http://www.elsevier.com/publishingethics> and <http://www.elsevier.com/journal-authors/ethics>.

Submission of an article to the National Academy of Sciences of the Republic of Kazakhstan implies that the described work has not been published previously (except in the form of an abstract or as part of a published lecture or academic thesis or as an electronic preprint, see <http://www.elsevier.com/postingpolicy>), that it is not under consideration for publication elsewhere, that its publication is approved by all authors and tacitly or explicitly by the responsible authorities where the work was carried out, and that, if accepted, it will not be published elsewhere in the same form, in English or in any other language, including electronically without the written consent of the copyright-holder. In particular, translations into English of papers already published in another language are not accepted.

No other forms of scientific misconduct are allowed, such as plagiarism, falsification, fraudulent data, incorrect interpretation of other works, incorrect citations, etc. The National Academy of Sciences of the Republic of Kazakhstan follows the Code of Conduct of the Committee on Publication Ethics (COPE), and follows the COPE Flowcharts for Resolving Cases of Suspected Misconduct (http://publicationethics.org/files/u2/New_Code.pdf). To verify originality, your article may be checked by the Cross Check originality detection service <http://www.elsevier.com/editors/plagdetect>.

The authors are obliged to participate in peer review process and be ready to provide corrections, clarifications, retractions and apologies when needed. All authors of a paper should have significantly contributed to the research.

The reviewers should provide objective judgments and should point out relevant published works which are not yet cited. Reviewed articles should be treated confidentially. The reviewers will be chosen in such a way that there is no conflict of interests with respect to the research, the authors and/or the research funders.

The editors have complete responsibility and authority to reject or accept a paper, and they will only accept a paper when reasonably certain. They will preserve anonymity of reviewers and promote publication of corrections, clarifications, retractions and apologies when needed. The acceptance of a paper automatically implies the copyright transfer to the National Academy of Sciences of the Republic of Kazakhstan.

The Editorial Board of the National Academy of Sciences of the Republic of Kazakhstan will monitor and safeguard publishing ethics.

Правила оформления статьи для публикации
в журнале смотреть на сайте:

www.nauka-nanrk.kz

<http://chemistry-technology.kz/index.php/en/arhiv>

ISSN 2518-1491 (Online), ISSN 2224-5286 (Print)

Редакторы: *М. С. Ахметова, Г. Б. Халидуллаева, Д. С. Аленов*
Верстка на компьютере *А.М. Кульгинбаевой*

Подписано в печать 08.06.2020.

Формат 60x88¹/₈. Бумага офсетная. Печать – ризограф.
10,8 п.л. Тираж 300. Заказ 3.