

ISSN 2518-1491 (Online),  
ISSN 2224-5286 (Print)

ҚАЗАҚСТАН РЕСПУБЛИКАСЫ  
ҰЛТТЫҚ ҒЫЛЫМ АКАДЕМИЯСЫНЫҢ

Д.В.Сокольский атындағы «Жанармай,  
катализ және электрохимия институты» АҚ

# Х А Б А Р Л А Р Ы

## ИЗВЕСТИЯ

НАЦИОНАЛЬНОЙ АКАДЕМИИ НАУК  
РЕСПУБЛИКИ КАЗАХСТАН  
АО «Институт топлива, катализа и  
электрохимии им. Д.В. Сокольского»

## NEWS

OF THE ACADEMY OF SCIENCES  
OF THE REPUBLIC OF KAZAKHSTAN  
JSC «D.V. Sokolsky institute of fuel, catalysis  
and electrochemistry»

**SERIES**  
**CHEMISTRY AND TECHNOLOGY**

**1 (433)**

**JANUARY – FEBRUARY 2019**

PUBLISHED SINCE JANUARY 1947

PUBLISHED 6 TIMES A YEAR

ALMATY, NAS RK

---

*NAS RK is pleased to announce that News of NAS RK. Series of chemistry and technologies scientific journal has been accepted for indexing in the Emerging Sources Citation Index, a new edition of Web of Science. Content in this index is under consideration by Clarivate Analytics to be accepted in the Science Citation Index Expanded, the Social Sciences Citation Index, and the Arts & Humanities Citation Index. The quality and depth of content Web of Science offers to researchers, authors, publishers, and institutions sets it apart from other research databases. The inclusion of News of NAS RK. Series of chemistry and technologies in the Emerging Sources Citation Index demonstrates our dedication to providing the most relevant and influential content of chemical sciences to our community.*

*Қазақстан Республикасы Ұлттық ғылым академиясы "ҚР ҰҒА Хабарлары. Химия және технология сериясы" ғылыми журналының Web of Science-тің жаңаланған нұсқасы Emerging Sources Citation Index-те индекстелуге қабылданғанын хабарлайды. Бұл индекстелу барысында Clarivate Analytics компаниясы журналды одан әрі the Science Citation Index Expanded, the Social Sciences Citation Index және the Arts & Humanities Citation Index-ке қабылдау мәселесін қарастыруда. Web of Science зерттеушілер, авторлар, баспашылар мен мекемелерге контент тереңдігі мен сапасын ұсынады. ҚР ҰҒА Хабарлары. Химия және технология сериясы Emerging Sources Citation Index-ке енуі біздің қоғамдастық үшін ең өзекті және беделді химиялық ғылымдар бойынша контентке адалдығымызды білдіреді.*

*НАН РК сообщает, что научный журнал «Известия НАН РК. Серия химии и технологий» был принят для индексирования в Emerging Sources Citation Index, обновленной версии Web of Science. Содержание в этом индексировании находится в стадии рассмотрения компанией Clarivate Analytics для дальнейшего принятия журнала в the Science Citation Index Expanded, the Social Sciences Citation Index и the Arts & Humanities Citation Index. Web of Science предлагает качество и глубину контента для исследователей, авторов, издателей и учреждений. Включение Известия НАН РК в Emerging Sources Citation Index демонстрирует нашу приверженность к наиболее актуальному и влиятельному контенту по химическим наукам для нашего сообщества.*

Б а с р е д а к т о р ы  
х.ғ.д., проф., ҚР ҰҒА академигі **М.Ж. Жұрынов**

Р е д а к ц и я а л қ а с ы:

**Ағабеков В.Е.** проф., академик (Белорус)  
**Волков С.В.** проф., академик (Украина)  
**Воротынцев М.А.** проф., академик (Ресей)  
**Газалиев А.М.** проф., академик (Қазақстан)  
**Ергожин Е.Е.** проф., академик (Қазақстан)  
**Жармағамбетова А.К.** проф. (Қазақстан), бас ред. орынбасары  
**Жоробекова Ш.Ж.** проф., академик (Қырғыстан)  
**Иткулова Ш.С.** проф. (Қазақстан)  
**Манташян А.А.** проф., академик (Армения)  
**Пралиев К.Д.** проф., академик (Қазақстан)  
**Баешов А.Б.** проф., академик (Қазақстан)  
**Бүркітбаев М.М.** проф., академик (Қазақстан)  
**Джусипбеков У.Ж.** проф. корр.-мүшесі (Қазақстан)  
**Молдахметов М.З.** проф., академик (Қазақстан)  
**Мансуров З.А.** проф. (Қазақстан)  
**Наурызбаев М.К.** проф. (Қазақстан)  
**Рудик В.** проф., академик (Молдова)  
**Рахимов К.Д.** проф. академик (Қазақстан)  
**Стрельцов Е.** проф. (Белорус)  
**Тәшімов Л.Т.** проф., академик (Қазақстан)  
**Тодераш И.** проф., академик (Молдова)  
**Халиков Д.Х.** проф., академик (Тәжікстан)  
**Фарзалиев В.** проф., академик (Әзірбайжан)

«ҚР ҰҒА Хабарлары. Химия және технология сериясы».

ISSN 2518-1491 (Online),

ISSN 2224-5286 (Print)

Меншіктенуші: «Қазақстан Республикасының Ұлттық ғылым академиясы» Республикалық қоғамдық бірлестігі (Алматы қ.)

Қазақстан республикасының Мәдениет пен ақпарат министрлігінің Ақпарат және мұрағат комитетінде 30.04.2010 ж. берілген №1089-Ж мерзімдік басылым тіркеуіне қойылу туралы куәлік

Мерзімділігі: жылына 6 рет.

Тиражы: 300 дана.

Редакцияның мекенжайы: 050010, Алматы қ., Шевченко көш., 28, 219 бөл., 220, тел.: 272-13-19, 272-13-18,  
<http://chemistry-technology.kz/index.php/en/arithiv>

© Қазақстан Республикасының Ұлттық ғылым академиясы, 2019

Типографияның мекенжайы: «Аруна» ЖК, Алматы қ., Муратбаева көш., 75.

Г л а в н ы й р е д а к т о р  
д.х.н., проф., академик НАН РК **М. Ж. Журинов**

Р е д а к ц и о н н а я к о л л е г и я:

**Агабеков В.Е.** проф., академик (Беларусь)  
**Волков С.В.** проф., академик (Украина)  
**Воротынцев М.А.** проф., академик (Россия)  
**Газалиев А.М.** проф., академик (Казахстан)  
**Ергожин Е.Е.** проф., академик (Казахстан)  
**Жармагамбетова А.К.** проф. (Казахстан), зам. гл. ред.  
**Жоробекова Ш.Ж.** проф., академик (Кыргызстан)  
**Иткулова Ш.С.** проф. (Казахстан)  
**Манташян А.А.** проф., академик (Армения)  
**Пралиев К.Д.** проф., академик (Казахстан)  
**Баешов А.Б.** проф., академик (Казахстан)  
**Буркитбаев М.М.** проф., академик (Казахстан)  
**Джусипбеков У.Ж.** проф. чл.-корр. (Казахстан)  
**Мулдахметов М.З.** проф., академик (Казахстан)  
**Мансуров З.А.** проф. (Казахстан)  
**Наурызбаев М.К.** проф. (Казахстан)  
**Рудик В.** проф., академик (Молдова)  
**Рахимов К.Д.** проф. академик (Казахстан)  
**Стрельцов Е.** проф. (Беларусь)  
**Ташимов Л.Т.** проф., академик (Казахстан)  
**Тодераш И.** проф., академик (Молдова)  
**Халиков Д.Х.** проф., академик (Таджикистан)  
**Фарзалиев В.** проф., академик (Азербайджан)

«Известия НАН РК. Серия химии и технологии».

ISSN 2518-1491 (Online),

ISSN 2224-5286 (Print)

Собственник: Республиканское общественное объединение «Национальная академия наук Республики Казахстан» (г. Алматы)

Свидетельство о постановке на учет периодического печатного издания в Комитете информации и архивов Министерства культуры и информации Республики Казахстан №10893-Ж, выданное 30.04.2010 г.

Периодичность: 6 раз в год

Тираж: 300 экземпляров

Адрес редакции: 050010, г. Алматы, ул. Шевченко, 28, ком. 219, 220, тел. 272-13-19, 272-13-18,  
<http://chemistry-technology.kz/index.php/en/arhiv>

---

© Национальная академия наук Республики Казахстан, 2019

Адрес редакции: 050100, г. Алматы, ул. Кунаева, 142,  
Институт органического катализа и электрохимии им. Д. В. Сокольского,  
каб. 310, тел. 291-62-80, факс 291-57-22, e-mail:orgcat@nursat.kz

Адрес типографии: ИП «Аруна», г. Алматы, ул. Муратбаева, 75

## E d i t o r i n c h i e f

doctor of chemistry, professor, academician of NAS RK **M.Zh. Zhurinov**

## E d i t o r i a l b o a r d :

**Agabekov V.Ye.** prof., academician (Belarus)  
**Volkov S.V.** prof., academician (Ukraine)  
**Vorotyntsev M.A.** prof., academician (Russia)  
**Gazaliyev A.M.** prof., academician (Kazakhstan)  
**Yergozhin Ye.Ye.** prof., academician (Kazakhstan)  
**Zharmagambetova A.K.** prof. (Kazakhstan), deputy editor in chief  
**Zhorobekova Sh.Zh.** prof., academician ( Kyrgyzstan)  
**Itkulova Sh.S.** prof. (Kazakhstan)  
**Mantashyan A.A.** prof., academician (Armenia)  
**Praliyev K.D.** prof., academician (Kazakhstan)  
**Bayeshov A.B.** prof., academician (Kazakhstan)  
**Burkitbayev M.M.** prof., academician (Kazakhstan)  
**Dzhusipbekov U.Zh.** prof., corr. member (Kazakhstan)  
**Muldakhmetov M.Z.** prof., academician (Kazakhstan)  
**Mansurov Z.A.** prof. (Kazakhstan)  
**Nauryzbayev M.K.** prof. (Kazakhstan)  
**Rudik V.** prof., academician (Moldova)  
**Rakhimov K.D.** prof., academician (Kazakhstan)  
**Streltsov Ye.** prof. (Belarus)  
**Tashimov L.T.** prof., academician (Kazakhstan)  
**Toderash I.** prof., academician (Moldova)  
**Khalikov D.Kh.** prof., academician (Tadjikistan)  
**Farzaliyev V.** prof., academician (Azerbaijan)

**News of the National Academy of Sciences of the Republic of Kazakhstan. Series of chemistry and technology.**  
**ISSN 2518-1491 (Online),**  
**ISSN 2224-5286 (Print)**

Owner: RPA "National Academy of Sciences of the Republic of Kazakhstan" (Almaty)

The certificate of registration of a periodic printed publication in the Committee of Information and Archives of the Ministry of Culture and Information of the Republic of Kazakhstan N 10893-Ж, issued 30.04.2010

Periodicity: 6 times a year

Circulation: 300 copies

Editorial address: 28, Shevchenko str., of. 219, 220, Almaty, 050010, tel. 272-13-19, 272-13-18,

<http://chemistry-technology.kz/index.php/en/arhiv>

---

© National Academy of Sciences of the Republic of Kazakhstan, 2019

Editorial address: Institute of Organic Catalysis and Electrochemistry named after D. V. Sokolsky  
142, Kunayev str., of. 310, Almaty, 050100, tel. 291-62-80, fax 291-57-22,  
e-mail: orgcat@nursat.kz

Address of printing house: ST "Aruna", 75, Muratbayev str, Almaty

**NEWS**

OF THE NATIONAL ACADEMY OF SCIENCES OF THE REPUBLIC OF KAZAKHSTAN

**SERIES CHEMISTRY AND TECHNOLOGY**

ISSN 2224-5286

<https://doi.org/10.32014/2019.2518-1491.8>

Volume 1, Number 433 (2019), 57 – 63

UDC 661.183.4; 544.72; 615.916

**E.T. Talgatov<sup>1</sup>, A.S. Auyezkhanova<sup>1</sup>, A.K. Zharmagambetova<sup>1</sup>,  
U.N. Kapysheva<sup>2</sup>, Sh.K. Bakhtiyarova<sup>2</sup>, B.I. Zhaksymov<sup>2</sup>**

<sup>1</sup> D.V. Sokolsky Institute of Fuel, Catalysis and Electrochemistry, Almaty, Kazakhstan;

<sup>2</sup> Institute of Human and Animal Physiology, Almaty, Kazakhstan;

[a.assemgul@mail.ru](mailto:a.assemgul@mail.ru)

## **SYNTHESIS AND BIOPROTECTIVE PROPERTIES OF HYBRID MONTMORILLONITE-POLYSACCHARIDE COMPOSITES**

**Abstract.** Polysaccharide-silicate composites based on pectin (PC) and Tagansorbent (TS) - montmorillonite of the Tagansky deposit – have been synthesized. The calculated amount of pectin in the composites was 5, 10, 20, and 40%. Viscosimetric method showed the degree of fixation of pectin on the surface of the inorganic sorbent. Samples of the prepared pectin-containing composites have been studied by various physicochemical methods (IR-spectroscopy, scanning electron microscopy, X-ray diffraction). The data of IR – spectroscopy and scanning electron microscopy showed the presence of polysaccharide in the prepared composites. The IRS method has confirmed the shifting absorption bands of the pectin functional groups in the polymer fixed to Tagansorbent. SEM images has demonstrated modification of the surface of inorganic sorbent after treatment with pectin.

The adsorption of lead ions ( $Pb^{2+}$ ) on the developed polysaccharide-silicate composites has been studied for further their testing as enterosorbents. The optimum adsorption activity was observed in the presence of the composite with a pectin content of 9.4%. The polysaccharide-silicate composites have shown bioprotective properties at the study of the total proteolytic activity (TPA) of the intestinal walls of lead-intoxicated rats.

**Keywords:** Pectin, polysaccharides, tagansorbent, organo-inorganic composite, sorption activity, bioprotective properties.

### **Introduction**

Recently a wide variety of new technologies on syntheses of polymer-inorganic nanocomposites is being developed. One of the most potentially complementary applications of the hybride composites is the creation of new materials with improved properties. Polysaccharides as the components of the composites are in the focus of the researchers [1-6] due to biodegradability, environmental friendliness and renewability of ssuch kind of polymers [7-14]. Hybrid sorbents consisting of biocompatible components can be used in medicine (as enterosorbents) for removing toxic substances from living organisms [15-18].

In the present work, pectin and montmorillonite of the Taganskii deposit are used to develop polysaccharide-silicate composites. It is known [19] that Tagansorbent is an effective detoxicant, which is used as a preparation for removing toxic substances from the human body. Pectin is also one of the most important and recognized sorbents. It is known [20] that pectin substances are extremely effective and absolutely harmless natural detoxicants. Pectin is very important for the stabilization of metabolism, It reduces the cholesterol in the body, improves peripheral circulation, as well as intestinal peristalsis. But, nevertheless, its most valuable property is the ability to purify living organisms from harmful substances: heavy metals, radionuclides, nitrates, pesticides and other toxins [21, 22].

The object of the paper is to determine the sorption capacity of lead ions on pectin-montmorillonite composites for further their testing as enterosorbents.

### **Experimental part**

Montmorillonite of the Tagansky deposit produced by LLP "Sorbent" (Tagansorbent), pectin (PC, Mw = 15000, the content of the uronide components is 91.3%, the degree of esterification is 64.3%, pure

for analysis), lead nitrate (II), pyridylazo-resorcinol (PAR, pure for analysis.) were used without further purification.

Synthesis of pectin-containing hybrid materials based on Tagansorbent (TS) was carried out by adsorption of pectin on this inorganic sorbent at room temperature and constant stirring for 2 hours. The precipitate was then kept in the mother liquor within 24 hours. The amount of polymer injected to 1.0 g of Tagansorbent was ranged from 0.05 to 0.67 g.

The completeness of the fixing of polymers to Tagansorbent was evaluated by the method of a calibration curve by measuring the viscosity of the mother liquor before and after pectin sorption. The viscosity of solutions was determined in a cryostatic cell KRIVOVIST-01 at a temperature of  $20 \pm 0.1^\circ\text{C}$  using Ubellode viscometer ( $k = 0.001077 \text{ mm}^2/\text{s}^2$ ).

IR spectra were obtained using a Karl Zeiss Specord-IR-75 with a resolution of  $3 \text{ cm}^{-1}$  in the  $4,000\text{--}400 \text{ cm}^{-1}$  region. Pellets for infrared analysis were prepared by grinding a mixture of 1 mg sample with 100 mg dry KBr, followed by pressing the mixture into a mold. Instrumental errors at frequency determining were:  $4000\text{--}2500 \text{ cm}^{-1} \pm 3 \text{ cm}^{-1}$ ;  $2000\text{--}400 \text{ cm}^{-1} \pm 1 \text{ cm}^{-1}$ .

Diffractiongrams of TS-containing samples were examined on a PANalytical X'Pert MPD PRO diffractometer in copper filtered radiation with a wavelength of 0.154 nm. Preparation of the samples for analysis was carried out by pipetting the aqueous suspension of the sample onto a glass plate, followed by drying in air until the water was completely removed.

The morphology and structure of the initial Tagansorbent and the pectin-containing composites were examined by a scanning electron microscope JEOL JSM-6610 LV (Japan).

The sorption properties of polysaccharide-silicate composites were studied by the following procedure: 10 ml of water were added to 0.1 g of the sorbent and mixed until a homogeneous suspension has been formed. A hydrochloric acid solution (0.01 N) was added dropwise to the resulting suspension to reach pH of 2.5 and then 10 ml of a lead nitrate solution ( $100 \text{ mg Pb}^{2+}/\text{l}$ ) were added. Adsorption was carried out for 4 hours. After filtration the precipitate was analyzed by SF-2000 spectrophotometer using a PAR reagent according to the procedure [23].

The detoxification properties of the developed polysaccharide-silicate composites were evaluated on the lead intoxicated rats (190-220 g) by testing changes in total proteolytic activity (TPA). The TPA index was determined in the acute experiments under Nembutal anesthesia ( $4 \text{ mg}/100\text{g}$  body weight, intramuscularly). An abdominal cavity of rats was opened over the white line, blood was taken from the venous vessel and intestinal samples were prepared for further experiments. The tissue (200 mg) were taken, then tissue samples were homogenized with an Ultra-TurraxT8 dispersant. The level of total proteolytic activity of homogenates of the small intestine wall was determined by precipitation of proteins with ethyl alcohol. The calibration curve was plotted using amino acid phenylalanine and the obtained data were presented in  $\mu\text{g}$  of phenylalanine (Fen) per 1 mg tissue (for homogenates) for 1 hour of incubation. The control was samples without incubation.

## Results and discussion

The amount of pectin adsorbed on Tagansorbent was determined using a calibration plot of the viscosity of the polysaccharide solution versus its concentration (Fig. 1).

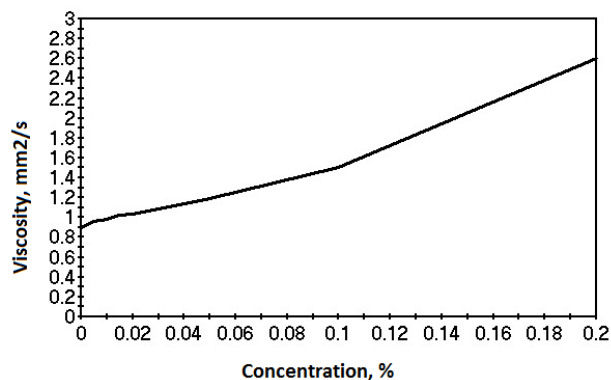


Figure 1 - Calibration chart for determination of pectin concentrations in solutions

Using the graph, the amount of adsorbed polymer was determined based on the difference in the values concentrations. The results of calculations on the content of polysaccharide in composites are presented in Table 1

Table 1 - Adsorption of pectin on Tagansorbent

The amount of pectin injected to 1 g of TS		v (sol-n) after sorption, $\text{mm}^2/\text{s}$	m(PC) in sol-n after sorption, g	m(PC) adsorbed., g	Degree of adsorb., %	Comp-n of PC, %
m(PC), g	w(PC)*, %					
0.0526	5	0.9750	0.0025	0.0501	95.2	4.8
0.1111	10	1.0498	0.0078	0.1033	93.0	9.4
0.2500	20	1.2560	0.0247	0.2253	90.1	18.4
0.6666	40	2.5980	0.1047	0.5619	84.3	36.0

Note: \* - the mass fraction of the injected polymer according the sum of the masses of all injected components of the composite (PC + TS), %

It has been established that the degree of adsorption of the polysaccharide on Tagansorbent decreased with increasing amount of the biopolymer introduced. As a result, PC/TS composites were obtained, the content of pectin in which was slightly different from the calculated data (5, 10, 20% and 40%) and were 4.8, 9.4, 18.4% and 36.0%, respectively (Table 1).

The presence of pectin in the composites obtained was confirmed by IR spectroscopy (Table 2). The wide band in the area of  $2800\text{-}3000\text{ cm}^{-1}$  is characteristic of the asymmetric and symmetric stretching vibrations of -CH- groups of pectin. The shifts of stretching ( $3000\text{-}3700\text{ cm}^{-1}$ ) and bending ( $1200\text{-}1400\text{ cm}^{-1}$ ) of the -OH as well as C = O groups of pectin indicated their interaction with the surface hydroxyl groups of Tagansorbent. A slight shift of some bands characteristic of Al-O and Si-O of TS was also observed confirming bonding of the polymer to TS.

Table 2 - IRS data of the examined samples

Sample	vOH	vCH	vC=O	$\delta\text{CH}$ $\delta\text{OH}$	vC-O-C vC-C vC-O	$\delta\text{OH}(\text{TC})$ vSi-O vAl-O
Pectin	3429	2933 2857	1762 1638	1445 1348 1248	1123 1076 1060	
TS	3630 3430	-	-		-	1030 914 527 472
9.4%PC/TS	3631 3408 3169	2925 2847	1758 1635	1408 1340	Overlapped by a PC signal	1039 925 529 468

Thus, the conducted studies indicate the possibility of creation of hybrid materials by adsorption of the polysaccharide on Tagansorbent. The results of IR spectroscopy have indicated the formation of polysaccharide-silicate composites through chemisorption of the polymer on the surface of the aluminosilicate.

The study of synthesized composites by scanning electron microscopy (SEM) showed that modification of the clay mineral with pectin promoted the aggregation of the aluminosilicate into larger particles to compare with initial TS (Figure 2).

It is known that the X-ray diffraction method is widely used in the study and identification of clay minerals and their composites by determining the position of basal reflection (001).






Figure 2 - Micrographs of SEM of Tagansorbent (a) and 9.4% of PC/TS composite (b)

The diffraction pattern is represented by a wide reflex at  $2\theta = 7.06^\circ$  ( $d_{001} = 12.55 \text{ \AA}$ ) and with two second order reflexes at  $2\theta = 12.10^\circ$  ( $d_{002} = 7.31 \text{ \AA}$ ) and  $14.20^\circ$  ( $d_{002} = 6.26 \text{ \AA}$ ), which indicate that the pectin-modified sodium montmorillonite is in a partially intercalated state ( $d_{001} = 14.62 \text{ \AA}$ ) (Figure 3) [17]

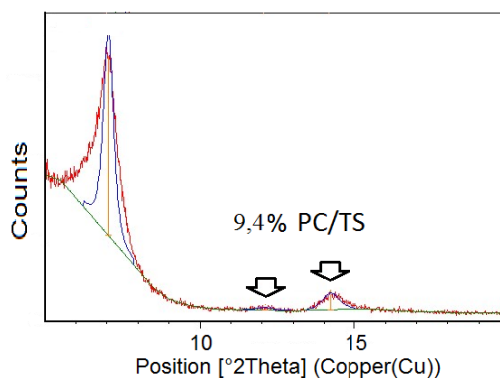


Figure 3 - Diffractogram 9.4% of PC/TS

The sorption properties of the developed polysaccharide-silicate composites towards lead ions ( $\text{Pb}^{2+}$ ) were studied by spectrophotometry.

It was shown (Table 3) that the modification of Tagansorbent with pectin led to an increase in the sorption capacity of composites. The sorption capacity of PC/TS with a pectin content of 4.8% was 9.2 mg/g versus 8.4 mg/g for the original TS. A further increase in the content of biopolymer (up to 9.4%) in PC/TS led to a slight increase in sorption capacity (Table 3). In the presence of 36.0% PC/TS composite, the amount of the adsorbed lead was reduced to a level corresponding to the unmodified montmorillonite. Thus, the maximum adsorption of lead (93%) was achieved on the hybrid PC/TS composite with 9.4% polysaccharide content (Table 3).

Table 3 - Sorption of lead on PC/TS composites as a function of polymer content

PC comp-n, %	Mass of sorb., mg	C( $\text{Pb}^{2+}$ ) in sol-n before sorpt-n, mg/l	C( $\text{Pb}^{2+}$ ) in sol-n after sorpt-n, mg/l	Degree of sorption, %	Sorbent capacity, mg/g
0	102.3	50	7.0	86.0	8.4
4.8	101.6	50	3.7	92.6	9.1
9.4	101.0	50	3.5	93.0	9.2
18.4	101.4	50	4.9	90.2	8.9
36.0	102.0	50	7.1	85.8	8.4

To study the bioprotective effect of the developed polysaccharide-silicate composites, a control test was conducted. The activity of proteolytic enzymes in the intestinal part of experimental rats has been compared for the lead-intoxicated, PC/TS taken and the control group of animals (Table 4).

Table 4 - Data of total proteolytic activity of the intestinal wall after lead intoxication against the background of pectin-containing composites

№	Index	Guts $\mu\text{gFen}/\text{mg} \cdot \text{hr}$
1	Control	465.50 $\pm$ 15.72
2	Pb(NO <sub>3</sub> ) <sub>2</sub>	1213.88 $\pm$ 18.60
3	4.8% PC/TS+ Pb(NO <sub>3</sub> ) <sub>2</sub>	787.45 $\pm$ 23.21*
4	9.4% PC/TS+ Pb(NO <sub>3</sub> ) <sub>2</sub>	747.91 $\pm$ 12.80*
5	18.4% PC/TS+ Pb(NO <sub>3</sub> ) <sub>2</sub>	714.99 $\pm$ 14.62*

Note: \* -  $p \leq 0,001$ ; compared with the data of a group of rats subjected to lead intoxication.

The results of the experiment showed a 2.6-fold increase in the activity of proteolytic enzymes in the intestines of rats subjected to lead intoxication, as compared to control animals. The increase in proteolysis demonstrates the increased process of digestion and deep purification of body from conformationally altered lead-intoxicated proteins. It reflects the significant aggressiveness of the xenobiotic damaged intestinal wall. The enzymatic activity decreased by 1.5-1.7 times with the injection of PC/TS hybrid composites, indicating protective function of the obtained materials. A more pronounced protective effect is achieved in the presence of sorbents with a pectin content of 9.4% and 18.4%.

Thus, PC/TS composites protected the wall of the small intestine of rats from the toxic effect of lead nitrate. With an increase in the content of pectin from 4.8% to 18.4%, the activity of proteolysis decreased from 70% to 50% compared to the data for the group subjected to lead nitrate poisoning. The active removal of toxic substances from the body in the presence of composites is probably due to the synergistic effect of combining the complexing properties of pectin with the sorption ability of Tagansorbent.

### Conclusions

The results of this work have shown the possibility to synthesize polysaccharide-silicate composites by a simple and environmentally friendly approach through adsorption of pectin on Tagansorbent (Kazakhstan natural montmorillonite). Fixation of pectin to the surface of the inorganic sorbent with partial formation of intercalated structures has been confirmed by physico-chemical methods. The results of the study showed high sorption and bioprotective properties of the developed hybrid enterosorbents based on natural components such as pectin and Tagansorbent.

### Acknowledgments

The work was carried out with the financial support of the State Committee of Science of the Ministry of Education and Science of the Republic of Kazakhstan (grants AP05131542 and AP05133114).

Э.Т. Талгатов<sup>1</sup>, А.С. Ауезханова<sup>1</sup>, А.К. Жармагамбетова<sup>1</sup>,  
У.Н. Капышева<sup>2</sup>, Ш.К. Бахтиярова<sup>2</sup>, Б.И. Жаксымов<sup>2</sup>

<sup>1</sup> «Д.В. Сокольский атындағы жаңармай, катализ және электрохимия институты» АҚ, Алматы, Қазақстан;

<sup>2</sup> Адам және жануарлар физиология институты, Алматы, Қазақстан;

### ГИБРИДТІ МОНМОРИЛЛОНИТ-ПОЛИСАХАРИДТІ КОМПОЗИТТЕРДІ СИНТЕЗІ ЖӘНЕ БИОПРОТЕКТРЛІК ҚАСИЕТТЕРІ

**Аннотация.** Пектин (ПК) және Таған кен орнының монтмориллониті - Тагансорбент (ТС) негізінде полисахарид-силикатты композиттер алынды. Композициядағы пектиннің есептелген көлемі 5, 10, 20 және 40% құрады. Вискозиметриялық әдісі арқылы бейорганикалық сорбенттің бетіндегі пектиннің бекітілу дәрежесі көрсетілді. Құрамында 4,8, 9,4, 18,4 және 36,0% пектині бар ПК/ТС жүйелер алынды. Алынған құрамында пектин бар композиттердің үлгілері әртүрлі физикалық-химиялық әдістері (ИКС, сканерден

өтетін электрондық микроскопия, рентген дифракциясы) арқылы зерттелген. ИК-спектроскопия, сканерлеу электрондық микроскопиясының деректері композит құрамында полисахаридтің болуын растады. ИКС әдісі арқылы пектинді Тагансорбентке отырғызған кезде полимердің функционалдық топтарының жұтылу жолақтарының ығысуы байқалынады. Бейорганикалық сорбентті пектинмен модификациялағаннан кейін СЭМ микрофотографияларында алюмосиликаттың бетінде өзгерістер байқалады.

Энтеросорбент ретінде әрі қарай қолдану мақсатында өндірілген полисахарид-силикатты композиттерде қорғасын иондарының ( $Pb^{2+}$ ) адсорбциясы зерттелді. Оңтайлы сорбциялық қабілеттілікке ие болып құрамында 9,4% пектині бар композит екені анықталды.

Композиттерді қолдану аясында қорғасынның интоксикациясынан кейін егеуқұйрықтардың ішек қабырғасының жалпы протеолитикалық белсенділігін (ОПА) зерттеу барысында полисахарид-силикат сорбенттерінің қорғаныш қасиеттері бар екені көрсетілген.

**Түйін сөздер.** Пектин, полисахаридтер, тагансорбент, органикалық-бейорганикалық композит, сорбциялық белсенділік, биопротекторлық қасиеттер.

Э.Т. Талгатов<sup>1</sup>, А.С. Ауезханова<sup>1</sup>, А.К. Жармагамбетова<sup>1</sup>,  
У.Н. Капышева<sup>2</sup>, Ш.К. Бахтиярова<sup>2</sup>, Б.И. Жаксымов<sup>2</sup>

<sup>1</sup>АО «Институт топлива, катализа и электрохимии им. Д.В. Сокольского», Алматы, Казахстан;

<sup>2</sup>Институт физиологии человека и животных, Алматы, Казахстан

### СИНТЕЗ И БИОПРОТЕКТРНЫЕ СВОЙСТВА ГИБРИДНЫХ МОНМОРИЛЛОНИТ-ПОЛИСАХАРИДНЫХ КОМПОЗИТОВ

**Аннотация.** Синтезированы полисахарид-силикатные композиты на основе пектина (ПК) и Тагансорбента (ТС) - монтмориллонита Таганского месторождения. Расчетное количество пектина в составе композитов составляло 5, 10, 20 и 40%. Вискозиметрическим методом показана степень закрепления пектина на поверхности неорганического сорбента. Были получены ПК/ТС системы с содержанием пектина 4,8, 9,4, 18,4 и 36,0%. Образцы полученных пектин-содержащих композитов были изучены различными физико-химическими методами (ИКС, сканирующая электронная микроскопия, рентгеновская дифракция). Данные ИК-спектроскопии, сканирующей электронной микроскопии подтвердили наличие полисахарида в составе композитов. Методом ИКС установлено, что при нанесении пектина на Тагансорбент происходит смещение полос поглощения функциональных групп полимера. На микрофотографиях СЭМ после модификации неорганического сорбента пектином наблюдается изменение поверхности алюмосиликата.

Исследована адсорбция ионов свинца ( $Pb^{2+}$ ) на разработанных полисахарид-силикатных композитах с целью дальнейшего их тестирования в качестве энтеросорбентов. Установлено, что оптимальной сорбционной способностью обладает композит с содержанием пектина 9,4%. При исследовании общей протеолитической активности (ОПА) стенки кишечника крыс после свинцовой интоксикации на фоне применения композитов показано, что полисахарид-силикатные сорбенты проявляют протекторные свойства.

**Ключевые слова.** Пектин, полисахариды, тагансорбент, органо-неорганический композит, сорбционная активность, биопротекторные свойства.

#### Information about authors:

E.T. Talgatov - Senior Researcher, Doctor PhD, Laboratory of Organic Catalysis, JSC “D.V. Sokolsky Institute of Fuel, Catalysis and Electrochemistry”, Almaty, Kazakhstan. Tel: +77272916972, e-mail: [eldar-talgatov@mail.ru](mailto:eldar-talgatov@mail.ru), ORCID iD 0000-0001-8153-4765

A.S. Auezkhanova – Leading Researcher, Candidate of Chemical Sciences, Laboratory of Organic Catalysis, JSC “D.V. Sokolsky Institute of Fuel, Catalysis and Electrochemistry”, Almaty, Kazakhstan. Tel: +77272916972, e-mail: [a.assemgul@mail.ru](mailto:a.assemgul@mail.ru), ORCID 0000-0002-8999-2864

A.K. Zharmagambetova - Head of the laboratory of Organic Catalysis, Doctor of Chemical Sciences, Professor, JSC “D.V. Sokolsky Institute of Fuel, Catalysis and Electrochemistry”, Almaty, Kazakhstan. Tel: +77272916972, e-mail: [zhalima@mail.ru](mailto:zhalima@mail.ru), ORCID ID 0000-0002-7494-6005

U.N. Kapysheva - Doctor of Biological Sciences, Professor, Institute of Human and Animal Physiology. Almaty, Kazakhstan. Tel: +77272932737, e-mail: [unzira@inbox.ru](mailto:unzira@inbox.ru), ORCID 0000-0003-0690-162X

Sh.K. Bakhtiyarova - Head of the laboratory of Ecological Physiology, Candidate of Biological Sciences, Institute of Human and Animal Physiology. Almaty, Kazakhstan. Tel: +77272932737, e-mail: [bifara.66@mail.ru](mailto:bifara.66@mail.ru), ORCID 0000-0002-6434-0130

B.I. Zhaksymov – Researcher of the laboratory of Ecological Physiology, Institute of Human and Animal Physiology. Almaty, Kazakhstan. Tel: +77272932737, e-mail: [unzira@inbox.ru](mailto:unzira@inbox.ru), ORCID 0000-0003-4116-5779

## REFERENCES

- [1] Sinha Ray S, Okamoto M (2003) Polymer/layered silicate nanocomposites: a review from preparation to processing, *Prog. Polym. Sci.*, 28:1539-1641. DOI: 10.1016/j.progpolymsci.2003.08.002 (in Eng)
- [2] Sanchez C, Julián B, Belleville P, Popall M (2005) Applications of hybrid organic-inorganic nanocomposite, *J. Mater. Chem.*, 15:3559-3592. DOI: 10.1039/B509097K (in Eng)
- [3] Ruiz-Hitzky E (2006) Clay mineral- and organoclay-polymer nanocomposite. *Handbook of Clay Science*, Elsevier, Amsterdam.
- [4] Wu Ch-J, Gaharwar AK, Schexnaider PJ, Schmidt G (2010) Development of Biomedical Polymer-Silicate Nanocomposites: A Materials Science Perspective, *Materials*, 3:2986-3005. DOI: 10.3390/ma3052986 (in Eng)
- [5] Miyazaki T, Ishikawa K, Shirosaki Y, Ohtsuki C (2013) Organic-inorganic composites designed for biomedical applications, *Biol Pharm Bull*, 36:1670-1675. DOI: 10.1248/bpb.b13-00424 (in Eng)
- [6] Samiey B, Cheng Ch-H, Wu J (2015) Organic-Inorganic Hybrid Polymers as Adsorbents for Removal of Heavy Metal Ions from Solutions: A Review, *Materials*, 7: 673-726. DOI: 10.3390/ma7020673 (in Eng)
- [7] Wang L, Zhang J, Wang A (2011) Fast removal of methylene blue from aqueous solution by adsorption onto chitosan-g-poly (acrylic acid)/attapulgitite composite, *Desalination*, 266:33-39. DOI: 10.1016/j.desal.2010.07.065 (in Eng)
- [8] Ye X, Zhan Y, Li T, Shi X, Deng H, Du Y (2016) Pectin based composite nanofabrics incorporated with layered silicate and their cytotoxicity, *Int. J. Biol. Macromol*, 93:123-130. DOI: 10.1016/j.ijbiomac.2016.08.047 (in Eng)
- [9] Campbell K, Craig DQM, McNally T (2008) Poly(ethylene glycol) layered silicate nanocomposites for retarded drug release prepared by hot-melt extrusion, *International Journal of Pharmaceutics*, 363:126-131. DOI: 10.1016/j.ijpharm.2008.06.027 (in Eng)
- [10] Mohanty DP, Palve YP, Sahoo D, Nayak PL (2012) Synthesis and Characterization of Chitosan/Cloisite 30B(MMT) Nanocomposite for Controlled Release of Anticancer Drug Curcumin, *International Journal of Pharmaceutical Research & Allied Sciences*, 1:52-62. DOI: 10.4236/jbnc.2011.24051 (in Eng)
- [11] Cojocariu A, Porfire L, Cheaburu C, Vasile C (2012) Chitosan/montmorillonite composites as matrices for prolonged delivery of some novel nitric oxide donor compounds based on theophylline and paracetamol, *Cellulose Chem. Technol*, 46:35-43. (in Eng)
- [12] Wan Ngah WS., Teong LC., Hanafiah MA (2011) Adsorption of dyes and heavy metal ions by chitosan composites: A review, *Carbohydrate Polymers*, 83:1446-1456. DOI: 10.1016/j.carbpol.2010.11.004 (in Eng)
- [13] Alcantara ACS, Darder M, Aranda P, Ruiz-Hitzky E (2014) Polysaccharide-fibrous clay bionanocomposites, *Appl Clay Sci*, 96:2-8. DOI: 10.1016/j.clay.2014.02.018 (in Eng)
- [14] Hristodor CM, Vrinceanu N, Pui A, Novac O, Copcia VE, Popovici E (2012) Textural and morphological characterization of chitosan/bentonite nanocomposite, *Environmental Engineering and Management Journal*, 11:573-578. (in Eng)
- [15] Kartel MT (2006) Combined adsorption preparations from active carbons, clay minerals and natural plant, Springer, Dordrecht.
- [16] Liseckij VN, Liseckaja TA (2006) Enterosorbent for removing heavy metals [Jenterosorbent dlja vyvedeniya tzhzhelyh metallov]. Patent of RF № 2275916 [Patent RF № 2275916]. (In Russian)
- [17] Talgatov ET, Auezkhanova AS, Kapsheva UN, Bakhtiyrova ShK, Zharmagambetova AK (2016) Synthesis and Detoxifying Properties of PectinMontmorillonite Composite, *J. Inorg. Organomet. Polym*, 26:1387-1391. DOI: 10.1007/s10904-016-0422-7 (in Eng)
- [18] Jadhav AS, Mohanraj GT, Mayadevi S, Gokarn AN. (2018) Rapid method for determination of nano surface area of arecanut shell derived activated carbon by iodine adsorption number, *News of NAS RK. Series chemistry and technology*, 6:29-37. DOI: 10.32014/2018.2518-1491.26 (in Eng)
- [19] Zhaksylykova AK (2005) Ultrastructural changes in liver parenchyma after correction of cadmium intoxication in tagansorbent [Ul'trastrukturnye izmeneniya parenhimy pecheni posle kadmiovoj intoksikaciii korrekcii Tagansorbentom]. *Bulletin of the SB RAMS [Bjulleten' SO RAMN]* 25:66-69. (In Russian)
- [20] Hotimchenko JuS, Ermak IM, Bednjak AE, Hasina JeI, Kropotov AV, Kolenchenko EA., Sergushhenko IS, Hotimchenko MJu, Kovalev VV (2005) Pharmacology of non-starch polysaccharides [Farmakologija nekrhmal'nyh polisaharidov] *Bulletin FEB RAS [Vestnik DVO RAN]* 1:72-82. (In Russian)
- [21] Hatko ZN (2012) Beetroot pectin of polyfunctional purpose: properties, technology, application [Sveklovichnyj pektin polifunkcional'nogo naznachenija: svojstva, tehnologija, primenenie] *Maikop, MGTU [Majkop, MGTU]*. (In Russian)
- [22] Hotimchenko JuS, Kropotov AV, Hotimchenko MJu (2001) Pharmacological properties of pectins [Farmakologicheskie svojstva pektinov] *Efferent therapy [Jefferentnaja terapija]* 7:22-36. (In Russian)
- [23] Shachneva EYu, Polyakov OA (2015) Sorption-photometric determination of lead and cadmium in industrial facilities [Sorbtsionno-fotometricheskoye opredeleniye svintsy i kadmiya v promyshlennykh ob'yektakh] *Bulletin of the Kemerovo State University [Vestnik Kemerovskogo gosudarstvennogo universiteta]* 5:172-175. (In Russian)

---

---

## **Publication Ethics and Publication Malpractice in the journals of the National Academy of Sciences of the Republic of Kazakhstan**

For information on Ethics in publishing and Ethical guidelines for journal publication see <http://www.elsevier.com/publishingethics> and <http://www.elsevier.com/journal-authors/ethics>.

Submission of an article to the National Academy of Sciences of the Republic of Kazakhstan implies that the described work has not been published previously (except in the form of an abstract or as part of a published lecture or academic thesis or as an electronic preprint, see <http://www.elsevier.com/postingpolicy>), that it is not under consideration for publication elsewhere, that its publication is approved by all authors and tacitly or explicitly by the responsible authorities where the work was carried out, and that, if accepted, it will not be published elsewhere in the same form, in English or in any other language, including electronically without the written consent of the copyright-holder. In particular, translations into English of papers already published in another language are not accepted.

No other forms of scientific misconduct are allowed, such as plagiarism, falsification, fraudulent data, incorrect interpretation of other works, incorrect citations, etc. The National Academy of Sciences of the Republic of Kazakhstan follows the Code of Conduct of the Committee on Publication Ethics (COPE), and follows the COPE Flowcharts for Resolving Cases of Suspected Misconduct ([http://publicationethics.org/files/u2/New\\_Code.pdf](http://publicationethics.org/files/u2/New_Code.pdf)). To verify originality, your article may be checked by the Cross Check originality detection service <http://www.elsevier.com/editors/plagdetect>.

The authors are obliged to participate in peer review process and be ready to provide corrections, clarifications, retractions and apologies when needed. All authors of a paper should have significantly contributed to the research.

The reviewers should provide objective judgments and should point out relevant published works which are not yet cited. Reviewed articles should be treated confidentially. The reviewers will be chosen in such a way that there is no conflict of interests with respect to the research, the authors and/or the research funders.

The editors have complete responsibility and authority to reject or accept a paper, and they will only accept a paper when reasonably certain. They will preserve anonymity of reviewers and promote publication of corrections, clarifications, retractions and apologies when needed. The acceptance of a paper automatically implies the copyright transfer to the National Academy of Sciences of the Republic of Kazakhstan.

The Editorial Board of the National Academy of Sciences of the Republic of Kazakhstan will monitor and safeguard publishing ethics.

Правила оформления статьи для публикации  
в журнале смотреть на сайте:

[www.nauka-nanrk.kz](http://www.nauka-nanrk.kz)

<http://chemistry-technology.kz/index.php/en/arhiv>

**ISSN 2518-1491 (Online), ISSN 2224-5286 (Print)**

Редакторы: *М. С. Ахметова, Т. А. Апендиев, Аленов Д.С.*  
Верстка на компьютере *А.М. Кульгинбаевой*

Подписано в печать 05.02.2019.  
Формат 60x881/8. Бумага офсетная. Печать – ризограф.  
4,6 п.л. Тираж 300. Заказ 1.